



15" Ceramic Subwoofer

Program Power	1000+1000 W
Rated impedance	2+2 Ohm
Nominal diameter	15"- 380 mm
Sensitivity (2,83V/1m)	96,4 dB
Voice coil diameter	4 in - 100 mm
Frequency Range	25-200 Hz

SPECIFICATIONS

Nominal Diameter	15"- 380 mm
Rated Impedance	2+2 Ohm
Nominal Power Handling ¹	500+500 W
Program Power ²	1000+1000 W
Sensitivity ³	96,4 dB
Frequency Range ⁴	25-200 Hz
Minimum Impedance	-
Basket Material	Aluminum
Magnet Material	Ferrite
Cone Material	Doped cellulose fiber
Cone Shape	-
Surround	Rubber
Suspension	Nomex Fabric
Voice Coil Diameter	4 in - 100 mm
Voice Coil Winding Material	-
Voice Coil Length	33 mm - 1,3 in
Voice Coil Former Material	Glass fiber
Connection type	Push Button
Ferofluid	No
Magnetic Gap Height	13 mm - 0,51 in
Max. Peak to Peak Excursion	56 mm - 2,2 in
Efficiency Bandwidth Product EBP	89
Recommended Loading	Vented Box
Volume / Tuning frequency	-
Maximum recommended frequency	-

T/S PARAMETERS

2+2 Ohm

^{*} Parameters measured with voice coils connected in series

Resonance frequency	Fs	31 Hz
DC Resistance	Re	3,3 Ohm
Mechanical Q Factor	Qms	5,15
Electrical Q Factor	Qes	0,35
Total Q Factor	Qts	0,33
BI Factor	BI	18,4 Tm
Effective Moving Mass	Mms	184 g - 0,41 lb
Equivalent Cas air loaded	Vas	129 lt (dm ³) - 4,56 cuft
Suspension Compliance	Cms	0,14 mm/N
Effective Piston Diameter	D	309 mm - 12,17 in
Effective piston area	Sd	750 cm ² - 116,25 sq in
Max. Linear Excursion ⁵	Xmax	13 mm - 0,51 in
Voice Coil Inductance @ 1kHz	Le	0,93 mH
Half-space Efficiency	η0	1,09 %

NOTES

¹ Nominal power is determined according to AES2-1984 (r2003) standard.

² Program Power is defined as 3 dB greater than the Nominal rating.

³ Sensitivity represents the averaged value of acoustic output as measured on the forward central axis of cone, at distance 1m, when connected to 2,83V sine wave test signal.

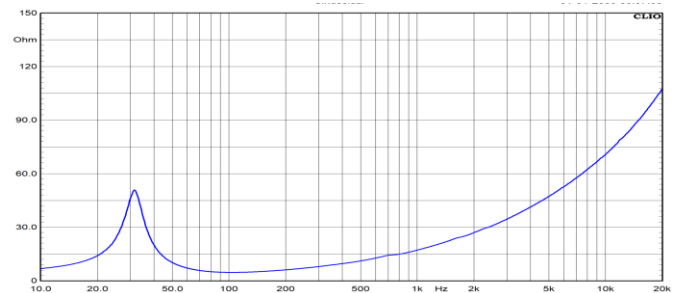
⁴ Frequency range is given as the band of frequencies delineated by the lower and upper limits where the output level drops by 10 dB below the rated sensitivity in half space environment.

⁵ Linear Math. Xmax is calculated as (Hvc-Hg)/2 + Hg/4 where Hvc is the coil depth and Hg is the gapdepth.

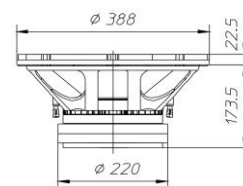
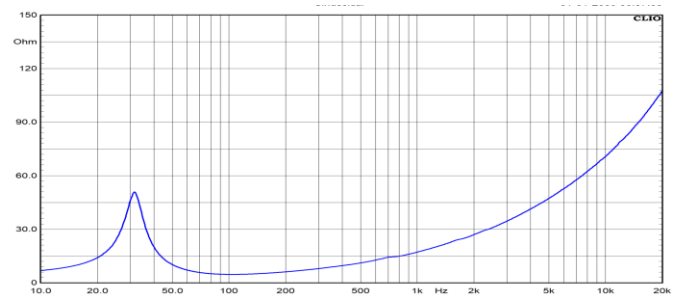
⁶ Frequency response curve is measured in box.

⁷ Impedance curve is measured in free air conditions at small signals.

FREQUENCY RESPONSE CURVE ⁶



FREE AIR IMPEDANCE CURVE ⁷



MOUNTING AND SHIPPING INFORMATION

Overall Diameter	388 mm - 15,28 in
Baffle Cutout Diameter	350 mm - 13,78 in
Flange and Gasket Thickness	22,5 mm - 0,89 in
Total Depth	196 mm - 7,72 in
Bolt Circle Diameter	368 mm - 14,49 in
Bolt Holes Quantity and Diameter	8 / 6,5 mm - 0,26 in
Net Weight	16,4 Kg - 36,12 lb
Shipping Units	1 Pc